



**MAD** for **Europe**  
Cultural Services & International Mobility

# KA1 “UNIEUROPE”

2019-3-ES02-KA105-013933



Co-funded by the  
Erasmus+ Programme  
of the European Union



# WHAT 'S THE PROJECT ABOUT?

**KA1 YOUTH: "UNIEUROPE"** aims to focus attention on the importance of raising awareness among young people (16-30 years old) about **their belonging to Europe and the benefits of the European Union**. We want to understand what our **European identity** is, and will learn more about **the values, the history, the mistakes and achievements of Europe**. By this, we also want to intertwine the ties between our countries.





# WHAT 'S THE PROJECT ABOUT?

To support the idea of this Youth Exchange, we want to promote a platform to improve the dialogue between young people, share European values and improve new skills and tools by working in teams and using non-formal education methods.





# WHEN, WHERE AND WHO WILL PARTICIPATE?

## ❖ MADRID

- ❖ It will involve **42 PARTICIPANTS** between 16 and 30 years old **PLUS 8 GROUP LEADERS** from 8 different countries:

FRANCE, PORTUGAL, ITALY, POLAND, GREECE, ROMANIA,  
CROATIA AND SPAIN





## PARTNERS OF THE PROJECT

- SPAIN – MAD FOR EUROPE ( APPLICANT ORGANIZATION)
- FRANCE – COMITÉ DE BASSIN D' EMPLOI DU SUD LUBERON ( PARTNER ORGANIZATION)
- PORTUGAL – AGRUPAMENTO DE ESCOLAS DE BENAVENTE ( PARTNER ORGANIZATION)
- ITALY – ATELIER EUROPEO ( PARTNER ORGANIZATION)
- POLAND – ZESPÓŁ SZKÓŁ ZAWODOWYCH NR 1 IM. KOMISJI EDUKACJI NARODOWEJ ( PARTNER ORGANIZATION)
- GREECE – DREAM TEAM ( PARTNER ORGANIZATION)
- ROMANIA – ASOCIATIA AMICUS HUMANI GENERIS ( PARTNER ORGANIZATION)
- CROATIA – UDRUGA P.O.I.N.T. ( PARTNER ORGANIZATION)





**MAD** for Europe  
Cultural Services & International Mobility



Co-funded by the  
Erasmus+ Programme  
of the European Union

## WHERE CAN YOU FIND INFO ABOUT THE PROJECT?

THE WEBSITE: [HTTPS / / KA1UNIEUROPE.WORDPRESS.COM /](https://ka1unieurope.wordpress.com/)

THE FACEBOOK GROUP:

[HTTPS: / / WWW.FACEBOOK.COM / GROUPS / KA1UNIEUROPE](https://www.facebook.com/groups/KA1UNIEUROPE)



Follow us!

**KA1 UNIEUROPE**

Grupo privado · 8 miembros



+ Invitar

MAD FOR EUROPE E-MAIL: [KA1UNIEUROPE@MADFOREUROPE.ORG](mailto:KA1UNIEUROPE@MADFOREUROPE.ORG)



## HOW ARE THE PARTICIPANTS GOING TO ARRIVE TO THE HOSTEL?

- ➡ All the group leaders have to send to MAD for Europe the **tickets of the participants and we will organize the transfer for all of you**
- ➡ Each country has a Budget: **if you don't spend all the Budget, they will have a transfer.** Otherwise, you will have to take public transport but... don't worry! We will tell you the steps to go to the hostel!

### Country Budget:

- ✓ France 275,00€
- ✓ Portugal 180,00€
- ✓ Italy 275,00€
- ✓ Poland 360,00€
- ✓ Greece 360,00€
- ✓ Romania 360,00€
- ✓ Croatia 275,00€



## ABOUT THE VENUE


- ▶ Madrid is a **very open city** that attracts a lot of people from outside, **its great ambiente**, the always crowded streets and squares, terraces and bars have made it one of the most exciting cities across Europe.
- ▶ Madrid is also **home to the greatest museums** in Spain, first of all the Prado Museum, considered the largest art gallery in the world. Also, Reina Sofia Museum and the Thyssen Bornemisza, and together they form the named Art Triangle. Walking through the animated Gran Vía Street, the Plaza Mayor, the Royal Palace or the Debod Temple, they make it inimitable!
- ▶ Besides, Madrid is one of the **most liveable cities in the world**, being the safest





## WHERE ARE THE PARTICIPANTS GOING TO STAY?

In the Hostel called: **Hostel Las Musas** ([www.lasmusashostel.com](http://www.lasmusashostel.com))

It's located in the right **city centre of Madrid** and all the activities will be made by foot as everything is close! The area is full of shops, bars and lively marketplaces.

 **Rooms: Rooms of 2, 3, 4 and 8 beds with private or shared bathroom** . Each room has a wardrobe for each person and Air-Conditioning. **There is Free-Wifi** in the entire structure, a big kitchen, a lot of common areas, a fantastic terrace with views of Madrid.

 **IT HAS ALL TYPE OF FACILITIES FOR DISABLED PEOPLE**





## ACTIVITIES

### "LEARNING TO KNOW EUROPE"

This activity will take place on the first day. The participants, divided by countries, will bring a presentation about a brief history of their country, and the way they have progressed since becoming part of the EU. They will talk about past conflicts and how the EU has improved their quality of life. (Hostel Las Musas, 120 min)





## ACTIVITIES

### "INTERVIEW EUROPEAN CITIZENS"

One of the purposes of the project is to involve local citizens in the project, a way to disseminate it. In this activity the participants, divided into groups of two and from different countries, should prepare an interview about the European Union as a topic, and conduct it abroad to people they will choose. They can make more than one interview, selecting one, to upload it to the Facebook page of the project. (Center of Madrid, 60 min)



## ACTIVITIES

Fears and expectations, rules (60 min) Each participant will receive post-its (yellow and blue) and they will write their expectations on the yellow post-its and their fears on the blue ones (as many as they want). They will stick them on two different walls in the meeting room. We will check daily in what measure their expectations were met and their fears were avoided.

For establishing the rules we will have a brainstorming. For making the exercise more amusing we will put more flipchart paper on the floor, ask a volunteer to lay down on the papers and draw the contour of his/her body on the papers. Then we will write inside the border what we are allowed to do and outside the border what we are not allowed. The rules will be also stuck on a wall such as they will be visible during the whole youth exchange. (Hostel Hall, 60)



## ACTIVITIES

### "CULTURAL HERITAGE ROUTE"

In this activity there will be a guided tour through areas of Madrid whose monuments are reminiscent of some emblematic of Europe, in this way, discover areas such as the Puerta de Alcalá, the congress of the deputies, the loyalty plaza or the City Hall of Madrid between others will know the importance of European cultural heritage, and the duty to preserve it. (Center of Madrid, 120 min)







## ACTIVITIES

### "QUIZ ABOUT EUROPE"

In this activity, we will have an official QUIZ about Europe, the participants, divided by teams of 6 (from different countries) must compete, confronted, so a volunteer will have a handkerchief in the center, the participants must run for him, the team get the handkerchief, you will be asked a question that should be right, if the right win a point, if not, will pass the question directly to the opposite team, and if the correct, the point would go to them, will be rounds of 5 questions where the teams will be eliminated, until the end with 2. (Templo de Debod, 60 min)



## ACTIVITIES

### "CREATE YOUR EUROPEAN EMBLEM"

The participants will be divided by teams, (from different countries), they must develop their creativity and imagination, and create a poster, the theme is European Union, the winning poster, will be published in all the means of the project (Web Page of Facebook, Instagram ...) (Plaza de Oriente, 90 min)





## ACTIVITIES

### "THE MOST EUROPEAN GYMKHANA"

In this activity the participants must be divided into groups of 6, all from different countries. Through several clues, they will go through the center of Madrid until they reach the final test. Each test must overcome it and be related to the history of the city and its relationship with Europe. In addition, in this activity the citizens will be involved since some of the tests that the participants have to overcome will depend on them. The team that arrives before, with all the right questions, will have a prize. (Center of Madrid, 120 min)





## ACTIVITIES

### “DOCUMENTARY: EUROPEAN UNION, FROM THE BEGINNINGS TO THE PRESENT”

This activity consists in the screening of the documentary "Europe: From WWII To Today's European Union", so that young participants know the importance and history of the European Union since it was formed, the why and its benefits. (Hostal Las Musas, 60 min)



## ACTIVITIES

### "THE GREAT DEBATE"

The participants, who prior to the exchange have already had training sessions on the theme of the project, will participate in a debate, in order to promote the Europeanist spirit among young people, and reflect on the future of the European Union. (Hostal Las Musas, 90 min)



## ACTIVITIES

### Final event, "MAKE YOUR OWN PROJECT"

The final event will consist in the elaboration of a plan or campaign, with improvements and proposals of the participants, to build a more united Europe. For this, they will be divided into teams made up of participants from different countries, and they will have to prepare their final proposal. After the finalization, each team will present their proposal (through creative posters) in front of the rest of the participants. (Retiro Park, 120 min)



## PARTNERS SPECIFIC TASKS

---

Coordination of all the activities – **SPAIN**

Evaluation and monitoring – **POLAND**

Ice-breakers – **GREECE**

Photo & Video (final video) – **ITALY**

Coordinate “FEARS AND EXPECTATIONS” and put every day each program in the  
doors – **CROATIA**

Coordinate the “MAKE YOUR OWN PROJECT “ with MAD for Europe – **ROMANIA**

Division of groups – **PORTUGAL**

Reunite every participants for each activity – **FRANCE**



# Thank you!



**MAD** for Europe  
Cultural Services & International Mobility